

A light grey map of Europe is overlaid with a network of dotted teal lines connecting various colored dots (red, green, blue, orange, pink, black, purple, cyan) across the continent. In the bottom left corner, a hand in a teal sleeve holds a smartphone displaying a red heart icon, with dotted lines extending from the phone to the map nodes.

Collaboration and Communication in eTwinning Projects

Paraskevi Belogia, GR NSS

17-19 November | VRACHATI, CORINTH, GREECE



What makes an eTwinning project successful?



Follow the link and write shortly What is the key to a successful eTwinning project. (5 minutes)

[http://www.tricider.com/brainstorming/2jQ7pi fh8Xh\(Group 1\)](http://www.tricider.com/brainstorming/2jQ7pi fh8Xh(Group 1))

[http://www.tricider.com/brainstorming/2loaB KxAItZ\(Group 2\)](http://www.tricider.com/brainstorming/2loaB KxAItZ(Group 2))



<http://bit.ly/vrachatiworkshop16>



QL criterion: Collaboration between partner schools

Evaluation of eTwinning projects



Collaborative activities go beyond communication: the partners are not just recipients of information; they are team-members, co-authors and co-creators. Collaboration means that both classes need the contribution of their partner class to complete the activity.

Working in mixed-nationality groups is a very effective practice for collaborative work. (small group from one class + small group from another class = mixed-nationality group)



QL Criterion: Communication

Evaluation
of
eTwinning
projects



Communication
and exchange
between
partner schools

"This criterion assesses the quality of communication activities that teachers have designed for or with their pupils for sharing the work of each class on the themes of the project. This communication can be either individually or in small groups and may include voting, quizzes etc. which are designed to encourage pupils to read, listen and view the work of their partners".



Types of Online Communication



- Audio conferencing tools
- Web conferencing
- Chat
- Instant messaging
- Video conferencing tools
- Twinspace Live
- Whiteboarding
- Application sharing



- Email
- Forums
- Blogs
- Wikis
- Podcasts
- Social Media



Preparatory stage

“Successful communication and collaboration are achieved when students are comfortable with technology”

- Assess your students' skills on ICT tools
- Provide short training courses or tutorials on how to use technology.
- Prepare a detailed time schedule and ask students to keep to the deadlines.
- Plan your Twinspace carefully.



 Step 1

17-19 November | VRACHATI, CORINTH, GREECE



november tasks

- *The wizards start a new adventure! They write a spooky Halloween story that starts on 31st October. The title of that story is 'On Halloween night'. All their stories are gathered in an ebook. They also draw pictures for their partners' stories. **Deadline for the stories: 15th November and for the pictures: 30th November.***
- *Then the wizards vote for the best Halloween story which becomes the first chapter of our new book on Bomwriter service. That will have 3 more chapters. The second chapter should be written and uploaded **by 7th December.***
- *The mascots competition begins. Each partner makes a mascot for the Elderly Wizard. All 8 mascots enter a competition and each partner votes for their 3 most favourite mascots. The winner will be our Elderly Wizard who will travel to all partner schools. The other mascots will be the Elderly Wizards' Deputies. **Deadline for the creation of the mascots: 23rd November & for the vote: 30th November.***
- *The pupils vote for a name for the chosen Elderly Wizard. They also choose a name for their own Deputy Wizard. This name should be a two-word name and the first word should be the colour of the team (for example Silver Merlin). **Deadline: 16th November.***
- *When the neighbourhoods are ready, we upload them on <https://www.thinglink.com/> and each partner should mark 2 questions on each of the other neighbourhoods. Wizards reply to those questions with new markers on their image.*
- *This month's Video Conference can be about the Wizards' school. They can ask questions and try to guess which school subjects they have, what school rooms there are in their schools and what items can be found in their classroom. They try to guess as many as possible!*

october tasks

17-19 November | VRACHATI, CORINTH, GREECE



A picture is worth a thousand words



Students select photos on an assigned topic, attach short descriptions or stories and publish them on a visual platform where all participants can be inspired to interact, evaluate and contribute with more photographs and comments or stories.

[Read more](#)



Pages

- [Module 1: Introduce ourselves](#)
- [module 2: Walking down the streets in other people's shoes. a\) Photos and Stories](#)
- [Module 2: b\) Photo-Story competition](#)**
- [Module 3: Snapshots that shook the world](#)
- [Module 4: What does Christmas mean to you?](#)
- [Module 5: Milestones of contemporary history. Find out about each other's country. a\) Greece](#)
- [Module 5: Milestones of contemporary history. Find out about each other's country. b\) France](#)
- [Module 5: Milestones of contemporary history. Find out about each other's country. c\) Italy](#)



Module 2: b) Photo-Story competition

Dear participants,

You have taken inspiring photographs to illustrate your amazing stories.

So now, it's contest time. Good luck to all of you!!

Take part in our photo-story competition by voting the contributions you got impressed by the most.

RULES: Provide 8 votes: 2 for each country. Your votes must be visible. Don't forget to write your name when you vote. Besides, try to comment on the pros and cons arguments for as many stories as you wish. There will be 2 winners from each country.

You can vote [here](#). (The Tricider platform is embedded here.)

Photo competition deadline: 12/12/2014

Create Twinspace accounts for your students

Invite members

[Teachers](#)



[Pupils](#)

[Visitors](#)

Ask your students to:

- update their Twinspace profiles
- start interacting with their partners
- leave short messages on their partner's walls
- log in regularly

Step 2



17-19 November | VRACHATI, CORINTH, GREECE





Profile i

Raphaila Hondrodinou(GR) (Last login: 11.12.2014)

Nice to meet you!My name is Raphaila.I'm 12 years old. I'm from Larissa Greece.I'm well built and I'm tall. My face is oval i have fair hair and i wear my hair in a pony tail or in pigtales.I've got brown oval eyes a medioum mouth and i'm pretty.I'm clever and hard working,but i'm abit talkative,too.When i grow up i like to be a singer, an actress and a vet.I love all school subjects because i like school!!



Leave a message for **Raphaila Hondrodinou(GR)** i

Post

very nice piture!!!!!! I love summer very much^-^!!!!!!!!!!!!!!

- Posted by [Maria Chalkia\(GR\)](#), 22.12.2014

ok!Beautiful picture and.....profile!!!!!!!!!!!!!! \$\$\$ {@@}) -

- Posted by [Stavros Stathiatis\(GR\)](#), 20.12.2014

Heeeeee!!!!!!!!!!!!!!!!!!!!!!!!!!!!

- Posted by [Zoi Papadimou\(GR\)](#), 11.12.2014

Hello Raphaila!How are you?

- Posted by [Konstantina Kefala\(GR\)](#), 30.11.2014

Hi howare you

- Posted by [Aspasia Tsagkada\(GR\)](#), 21.11.2014

Hello how are you?

- Posted by [Zoi Papadimou\(GR\)](#), 21.11.2014

Netiquette



"the use of courtesy and respect in the online environment"

Agree upon the netiquette rules together with your project partners and publish them on Twinspace



- the online world is the real world
- they should respect the others
- they should not use offensive language
- they shouldn't use capital letters
- they should be aware of cultural differences.

Make your students realise that:



Break the Ice

*Plan
team
building
activities
where
students
will:*

get to know each other

learn to work together

support each other

build strong relationships.



Step 4



17-19 November | VRACHATI, CORINTH, GREECE



Who am I?


Nice to meet you! My name is Raphaela. I'm 12 years old. I'm from Larissa, Greece. I'm well built and I'm tall. My face is oval and I have fair hair. I've got brown oval eyes and I'm pretty. I'm clever and hard working, but I'm a bit talkative, too. When I grow up I would like to be a singer, an actress and a vet. I love reading, playing the piano and playing with my friends!



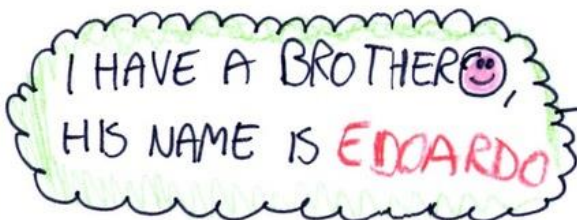
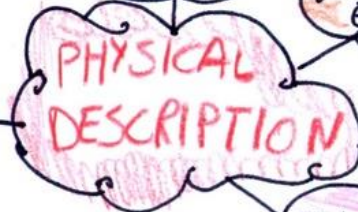
KIRBY



MY BIRTHDAY IS



MASSEY FERGUSON



MICKEY MOUSE



Draw my portrait!



My name is Romana Kralikova. I'm 11 years old. I live in Poland. My birthday is on August 14th 2000. My favorite subjects are Chemistry and English language. I've got long brown hair. I'm thin and tall. I have got green eyes. My favorite hobbies are gymnastics, cycling, swimming, athletics, reading



If I were a picture, what would I be?

I love listening Rock my favourite rock bend is Guns N' Roses. I'm sociable i love hanging out with my friends all weekends.If i were a picture , I'd be a sunset.I think sunset is the most beautiful image in the world.

Reply - Quote - Delete



Daniel Garipyan - 21.10.2014 07:49

Dear friends and teachers

Let me tell you about my self, my name is Daniel I'm 16. I'm studying in esayan high shcool I'm keen on music and I listening to rock,metal my favorite band is Avenged Sevenfold.I'm palyng guitar for 1 or 2 years and I love drawing because I love art.If i were a picture, I would be a fire that never puts out because I have it inside of me.

see you soon.

Reply - Quote - Delete



Margarita Sardaryan - 21.10.2014 07:53

Hi everyone!

I'm Margarita from Istanbul. I'm 15 years old. Actually I'm Armenian, but I live in Istanbul. I'm studying at Esayan Armenian High School. Let me tell you about myself. I'm really cheerful, friendly and outgoing. I like meeting new people and making new friends. I'm keen on listening music, reading books, dancing and spending time with my friends.

If I were a picture, I'd be a flying pigeon on the ocean. It's the symbol of freedom and makes me feel better.

Reply - Quote - Delete



Aylin Ocal - 21.10.2014 07:53

Hello everyone from Istanbul, Turkey!

Hi I'm aylin and I'm 15 years old. I'm studying in Esayan Armenian School. I like singing, dancing and listening to music. I think I'm good at singing. I like doing sport esp. volleyball. I'm also interested in going to museum. I have got a large family, 4 sisters and 4 brothers. I'm helpful, self-sacrificing, tender. I love helping people.

If I were a picture, I'd be a picture of happines because happiness is the most important and beautiful feelings in the world.

Reply - Quote - Delete



Use the Twinspace Communication Tools

Encourage partners to use the Twinspace tools to communicate with each other.

Twinmail:

use the mailbox to send students important information (reminders, clarifications, deadlines)

encourage them to use the mailbox to communicate with their peers

Teacher Bulletin:

use it to contact project partners (visible only to teacher partners)

Discussion Forums:

initiate discussions and motivate students to take part.

Be mindful of student differences (geographic, cultural and look for similarities to find connections (shared interests)



GO TO TWinspace




Step 5



17-19 November | VRACHATI, CORINTH, GREECE



Teacher Bulletin and Forums



Teacher Bulletin i

Post

Dear partners, I have just uploaded a slideshow with our pictures of eTwinning 10. You can see it on the page of our festival.
– Posted by Rania Bekiri, 23.05.2015, 15:19 | Delete











*Green Team vote for the best tricks:
 3 points: Yellow Team (Croatia)
 2 points: Gold Team (Giurgiu, Romania), trick 2
 1 point: Brown Team (Slatina, Romania), trick 2*
– Posted by Barbara Giuszcz, 08.05.2015, 18:04 | Delete

*Brown Team vote for the best trick:
 3 points: Green team, trick 2
 2 points: Silver team, trick 1
 1 point: Red team, trick 2*
– Posted by Elena Vladescu, 08.05.2015, 09:56 | Delete

*Red team vote for the best trick:
 3 points: Green team trick 2
 2 points: Silver team trick 1
 1 point: Brown team trick 2*
– Posted by Teresa Román Oñate, 07.05.2015, 22:26 | Delete

Gold Team vote for the best trick:

Archived forums
ADD FORUM

 Christmas activities <small>In this forum we comment on the activities related to Christmas.</small>	<small>3 thread(s)</small> Edit Archive forum
 Halloween <small>In this forum we comment on the activities related to Halloween.</small>	<small>3 thread(s)</small> Edit Archive forum
 Let's help each other! <small>In this forum we will help each other while carrying out our tasks.</small>	<small>1 thread(s)</small> Edit Archive forum
 Our new planet <small>In this forum wizards write comments about the activities related to our new planet!</small>	<small>1 thread(s)</small> Edit Archive forum
 Video Conferences <small>The wizards write their comments about the video conferences with their partners!</small>	<small>1 thread(s)</small> Edit Archive forum
 Who are the Wizards? <small>In this Forum we comment on the wizards' presentations and videos that we see on the page 'Who are the Wizards'.</small>	<small>2 thread(s)</small> Edit Archive forum
 Wizards' Corner <small>This is the online place to have discussions in English between the wizards of the participating schools.</small>	<small>2 thread(s)</small> Edit Archive forum
 Wizards' Games and Quizes <small>In this forum the wizards write their scores of the games and quizzes they play. They also say if they like these games and quizzes!</small>	<small>49 thread(s)</small> Edit Archive forum
 Wizards' suggest and decide!! <small>In this Forum we publish some questions and Wizards give their suggestions and ideas for the good of their new life!</small>	<small>1 thread(s)</small> Edit Archive forum
 Wizzy QR Code Treasure Hunt <small>Here you can give your answers to the QR code questions of the Wizzy QR Treasure Hunt!!</small>	<small>11 thread(s)</small> Edit Archive forum

Latest forum posts

RE: Present Simple-Magic Flowers/Camelia's games
Posted by Christos GR, 10.06.2015 08:39
My score is 92%!!!!!!

RE: Prepositions of time/ Camelia's games
Posted by Dionisis GR, 04.06.2015 10:18
My score is 100%

RE: Question 4
Posted by Danae GR, 04.06.2015 10:04
Koalaticheetan, Conskota Bison, RhinoGorillaros, Elebriti, Zemur, Cheelitziger and Gorkchee

RE: Question 3
Posted by Danae GR, 04.06.2015 10:02

My forum posts

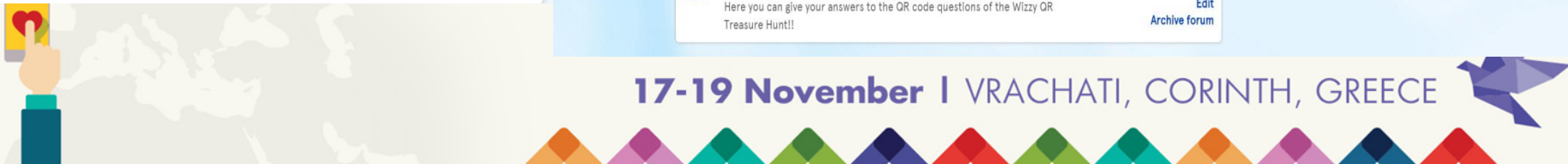
Question 11
28.05.2015 08:35
Write your answer to QR Code Treasure Hunt question 11 as a reply here.

Question 10
22.05.2015 14:29
Write your answer to QR Code Treasure Hunt question 10 as a reply here.

Question 9
21.05.2015 12:52
Write your answer to QR Code Treasure Hunt question 9 as a reply here.

Question 8
20.05.2015 07:40

17-19 November | VRACHATI, CORINTH, GREECE



Add a regular Live element

Live sessions provide true student interaction and efficient use of student-teacher time

Step 6



- Plan webinars or live sessions that establish a culture of communication.
- Plan a live session at the beginning of the project to get to know your partners
- Plan live sessions at the end of each activity to reflect/evaluate/let the students share their thoughts and their experiences.
- Give students questions to consider/prepare before the session.
- Prepare short collaborative activities (games, quizzes) or plan a less structured event.



Chat

Join the chatroom to communicate with other members.

[Go to chatroom](#)



Live event

Schedule an audio/video conferencing session with the other members.

[Create live event](#)

Integrate collaborative activities into your eTwinning projects

Team your students up in transnational groups

Assign roles for each member of the group or team students up according to their interests/talents.

Assign the role of team leader or pupil administrator to some of your students.



Step 7

Area	Names of students
Literature and arts Team 1 Team 2	PL 1. Karolina Wawrzonowska, Patrycja Marks, Monika Polok, Alicja Smółka PL 2. Paulina Herok, Kasia Kotas, Marcin Solich, Patryk Bąk GR 1 Antigoni Kou, Helen La, GR 2 Artemis Ana FR 1 Laura, Maeva, Sonia (team 1) FR 2 Aliette, Sofia, Mathilde (team 2)
Geography Team 3	PL Magda Czopka, Tomek Smutek, Agnieszka Paszek, Kasia Szymik GR Tania M, Aristeia FR Marion, Luna, Léa, Océane (team 3)
History Team 4	PL Maciej Czajer, Sylwia Indeka, Jakub Puchałka, Magdalena Fuchs GR Maria Tsa, Katerina Pyr FR Lucas, Martin R, Victor (team 4)
	PL Iwona Pasięka, Monika Kalika, Anna Podbiół, Maria Paszek GR Chris Man, Jim Bou, Fanis Ka, Christos Ava FR Joseph, Inès (team 5)
Sports and leisure Team 6 Team 7	PL 1. Jakub Gazda, Julian Plonka, Sylwia Indeka PL 2. Agnieszka Król, Paulina Dziędziel GR 1 George Pap, Mary Tsi, Efthimis Syr, Constance Saf GR 2 Teo Ax, Nikos Ana, Athanasia De, Xristina, George Dan FR 1 Franck, Marc-Antoine, Julie (team 6) FR 2 Raphaelle, Gaspard, Théo (team 7)



Engage students in active learning

Students should be engaged in activities where they:

- Find and evaluate information
- Connect and collaborate
- Produce and share original content
- Plan fun, creative activities that offer self-expression



Step 8

17-19 November | VRACHATI, CORINTH, GREECE



"learnenglish+ project"

- [3. CREATE](#)
- [4. COMPOSE](#)
- [5. ASSESS](#)
- [6. SPREAD THE WORD](#)
- [7. PRAISE](#)
- [Valuable Resources](#)
- [STAFFROOM](#)
- [LEARNENGLISH+ MOOC](#)
 - [Getting Started](#)
 - [1. Literature and Arts](#)
 - [2. Geography](#)
 - [3. History](#)
 - [4. Science and Nature](#)
 - [5. Sports and Leisure](#)
 - [6. Entertainment](#)

Getting Started

[Twitter](#)

[#learnenglishMOOC](#)

To enable you to improve your language skills and develop a variety of competences, this open online course covers a wide range of topics and is divided into **6 modules**. You will be exploring the following subjects:

1. **Literature and Arts**
2. **Geography**
3. **History**
4. **Science and Nature**
5. **Sports and Leisure**
6. **Entertainment**

To complete this course, you are required to collect **6 badges** in your Learning Diary.



To obtain a badge, you must complete successfully **3 activities** for each module.

You will collect your badges and post them on your **Personal Learning Diary**.


To create it you can use either a Padlet wall or Thinglink.

Your Personal Learning Diary reflects your own progress, so it is a compilation of your responses to the activities as well as any other relevant links and materials that you came across while studying.

Take part in the course, share the link of your Diary and **join in the discussion** on social media via Twitter using [#learnenglishMOOC](#)

Upon successful completion, contact the course administrators to get a **course certificate**.

A school over the Rainbow



<https://youtu.be/MqIJ1mxmivw>



17-19 November | VRACHATI, CORINTH, GREECE



"A picture is worth a thousand words"

Students walk down the streets of their hometowns, spot different types of people and take photos. They write imaginary stories about the person/people depicted in their picture. The stories should somehow reveal aspects of everyday life, culture and lifestyle of participants' hometowns. It is advisable to narrate their stories in 3rd person.



Back in time

Petros Papadopoulos is 72 years old and lives in Athens, Greece. He is a basket weaver and works in Monastiraki. When he was young, Petros wanted to be a football player but life had other plans for him. His grandfather was a basket maker and he taught him the job very well. When he was 15 years old...

by [Jim Tasios](#)



Magic steps in the streets

Antonis Lalas is a street dancer who lives in Athens. When he was young he used to hang out with his friends every day. At the age of 16 he dropped out from school but he kept on dancing from day to night in the streets. Now he is a professional dancer as you see. He dances all styles like latin, hip-ho...

by [sifis lalas](#)



Provide feedback

“Good feedback is always where the learning happens”

Motivate students to comment on each others' work.

Update the public journal with the new activities introduced or the ones accomplished and ask students to comment on their experience there.

Integrate assessment activities not only in the end but throughout the project.

Polls/surveys can be used to get feedback from participants



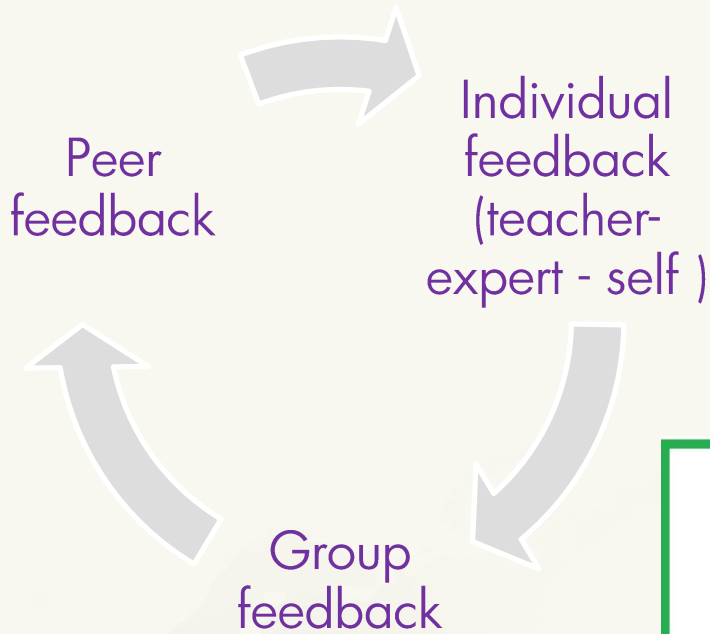
FEEDBACK

Step 9

17-19 November | VRACHATI, CORINTH, GREECE



Forms of feedback



Congratulations on your success! You have made us all proud. Keep up the good work!

- Posted by Barbara Gluszczyk, 07.06.2015

Evaluation

Your team work will be evaluated by the other teams:

0 - 5 points: Your team has selected 2 roles

0 - 15 points: Your team has created at least two eye-catching slides of our common presentation (at least one for each role) with all the required interesting information.

0 - 10: Your team has created an attractive poster promoting your region of Wizzyland

- Posted by Camelia Pagila, 18.06.2015

[Add a comment](#) | [Delete](#)



Nice photos!

- Posted by Klaudia PL, 18.06.2015

[Delete](#)



Great photos!

- Posted by Marilena GR, 18.06.2015

[Delete](#)



Awesome photos!

- Posted by Jan K. PL, 19.06.2015

[Delete](#)



Cool!!

- Posted by Christos GR, 24.09.2015

[Delete](#)



Use the right ICT tools

Web 2.0 technologies are fundamentally reshaping and realigning many aspects of the communication loop:

the people with whom teachers, students, and parents communicate

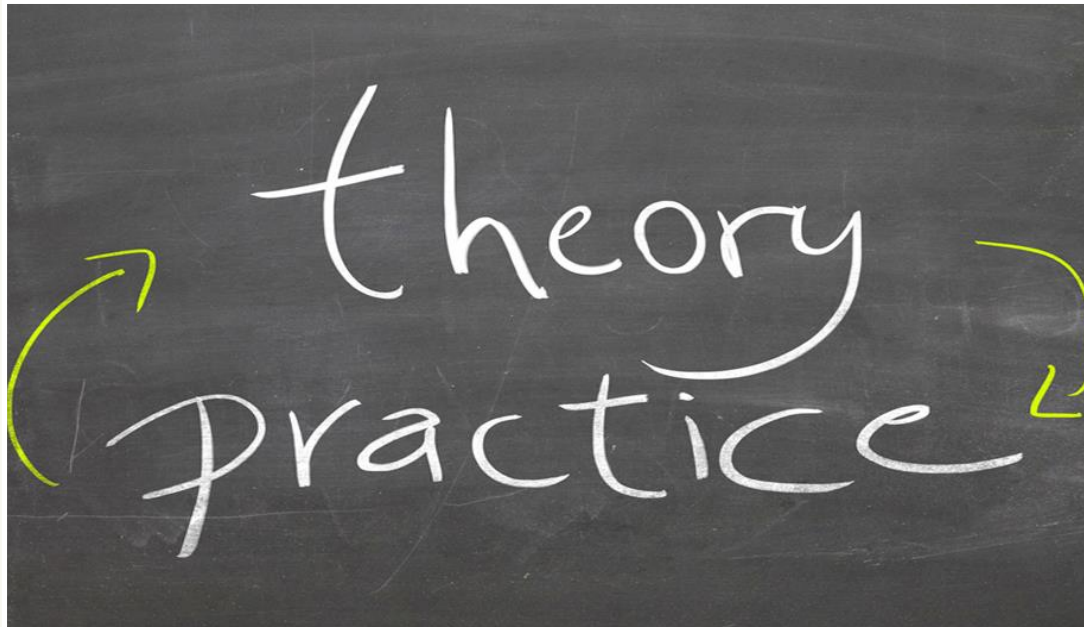
how they communicate

what they communicate about and

where and when they communicate

Step 10





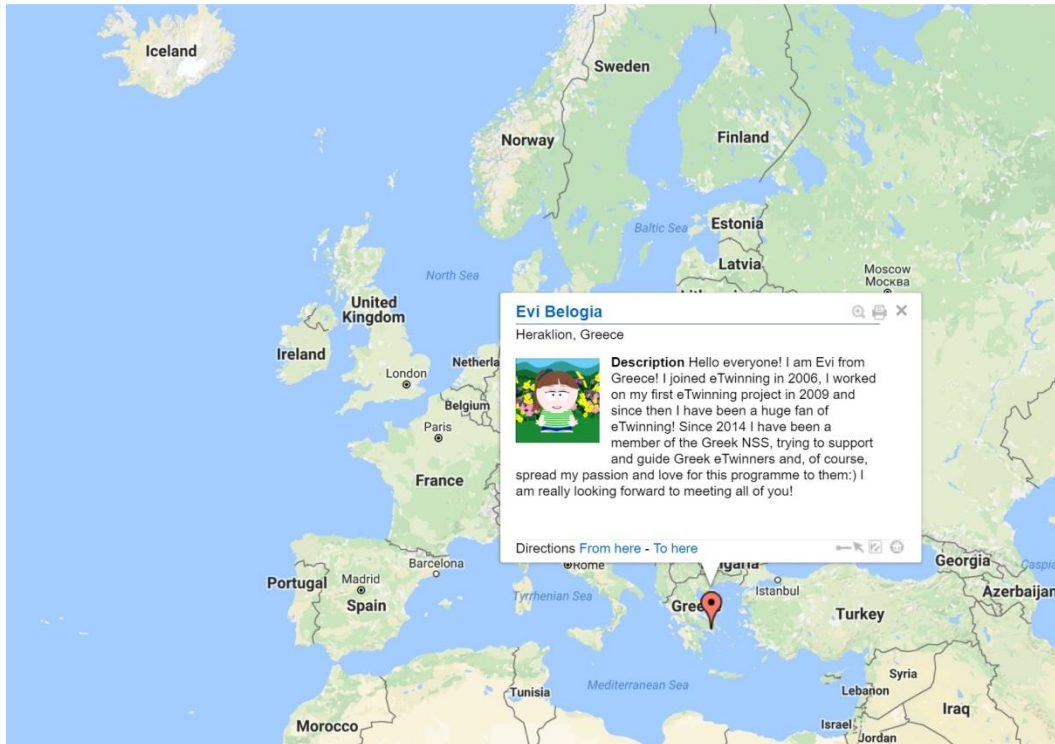
Follow the link and take a look at the tasks I have prepared for you:

<http://bit.ly/vrachatiworkshop16>

from theory to practice!



Finding each other...



Create your collaborative interactive map!



Click on the link and create your avatar!:

<https://mybluerobot.com/create-your-own-avatar/ZeeMaps>

Click on the link:

<http://j.mp/2g3ArZA>

Click on Additions- Add marker simple-, add your name and your place, a short description of yourself, add your avatar and pin yourself on the map!



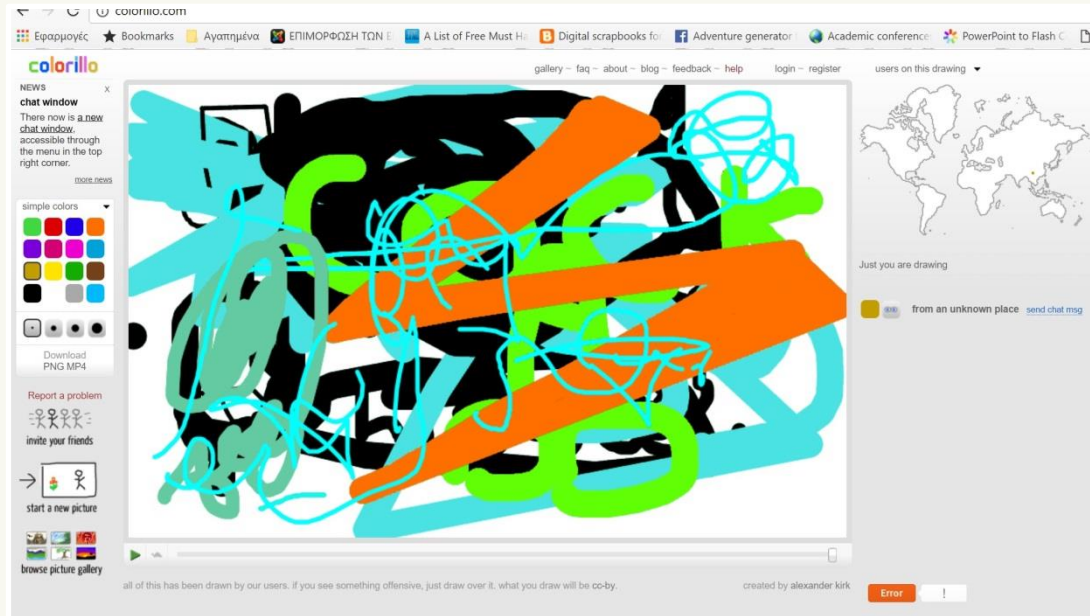
Get to know your group...



Use the dotstorming tool and find three things you have in common. Add as many ideas as you like but the ones you will present in the end as a group should have been voted by all the members of the group. Use the chatroom to communicate with the rest of the group members.(10 min.)



Creating a collaborative drawing




Use the Colorillo tool and Create a logo for our Multilateral Seminar (Migration and Tolerance)
(5 min.)

Drawing together with our partners!



Working together in transnational groups

Collaborative Writing



MeetingWords
MeetingWords is a simple text editor for the web.

Your text is saved on the web, and more than one person can edit the same document at the same time. Everybody's changes are instantly reflected on all screens.

Work together on meeting notes, brainstorming sessions, homework, team programming and more!

Create public pad
No sign-up, start writing instantly

Next Steps

- Post meeting notes to the wiki

Email to the Group
MeetingWords worked out great for our brainstorming session. Tip: you can create a pad with any web address you like – just type it after the "?" in <http://meetingwords.com/>

Chat:
Nancy: Hi Nancy - I like the sid...
Audrey: ...
Pete: ...

Complete ONE of the lines
I have written the first line to help you!
You can also use the chat to collaborate!!!
Any volunteer to recite the poem? 😊



Playing and learning...



Click on the link:

join.quizizz.com

- Write the pin
- Enter your name
- Take part in the quiz
- Check your knowledge



17-19 November | VRACHATI, CORINTH, GREECE



Evaluating-Giving Feedback...

Click on the link:

<https://todaysmeet.com/PDWRhodes>

Write your name/nickname and leave your comments on the workshop. Did you like it? Did you find it useful?



TodaysMeet

Enhance classrooms. Enable discussions. Empower students.
TodaysMeet gives everyone a voice



17-19 November | VRACHATI, CORINTH, GREECE





Thank
You

Feel free to adapt and use the presentation for your own workshops ☺

pbelogia@hotmail.com

